

AN ACT

To further amend sections 1, 2, 3, 4, 5 and 7 of CSL No. 5-99-08, the Chuuk State FY 2000 Budget Act, for the purpose of supplementing the operating expenses of the Executive Branch, Legislative Branch, Judicial Branch and other programs, and for other purposes..

BE IT ENACTED BY THE CHUUK STATE LEGISLATURE:

1 Section 1. Amendment. Section 1 of Chuuk State Law No. 5-99-08, as amended
 2 by CSL No. 5-99-17 and CSL 5-99-21, is hereby further amended to read as follows:

3 "Section 1. Budget for the State. There is hereby enacted a State Budget,
 4 pursuant to the authority vested in the Legislature by article VIII, section 4 of the State
 5 Constitution.

6 (a) Anticipated Revenues. The State anticipates the following revenues
 7 for the fiscal year ending September 30, 2000:

8	(1) Current Account Sec. 211(a)	\$ 13,576,640
9	(2) CAT (Infl. Adjust) Sec. 212(b)	\$ 132,500
10	(3) Energy Sec. 214(c)	\$ 1,453,194
11	(4) SBG Sec. 221(b):	\$ 2,730,000
12	(5) H&M Sec. 216(a) (2):	\$ 461,087
13	(6) Local Revenues:	\$ 10,000,163
14	(7) Reimbursement	\$ 900,000
15	(8) Restricted 20% Revenue Sharing	\$ 1,000,000
16	(9) Capital Account Sec. 211:	\$ 9,400,320
17	Total Anticipated Revenue:	\$39,653,904

18 (b) Definition. In this act, the phrase "internal operations of the Chuuk State
 19 Government" means "the internal operations of the Executive, Legislative and Judicial
 20 Branches of the Chuuk State Government, State Boards, Commissions, Authorities, other
 21 programs, and Special Block Grant Programs.
 22

1 (c) Proposed Expenditures. The state proposes to spend a total of \$29,183,863
 2 during the fiscal year ending September 30, 2000, to fund the internal operation of the
 3 Chuuk State Government.”

4 Section 2. Amendment. Section 2 of Chuuk State Law No. 5-99-08, as amended
 5 by CSL No. 5-99-17 and CSL 5-99-21, is hereby further amended to read as follows:

6 “Section 2. Authorization of Appropriation. The Legislature is authorized to
 7 appropriate a total of \$39,653,904 to fund the internal operations and Capital
 8 Improvement Programs of the Chuuk State Government, during the fiscal year ending
 9 September 30, 2000; provided, however, that the amount authorized may be adjusted by
 10 later duly enacted statute, if warranted by the State’s economic and financial conditions.”

11 Section 3. Amendment. Section 3 of Chuuk State Law No. 5-99-08, as amended
 12 by CSL No. 5-99-17 and CSL No. 5-99-21, is hereby further amended to read as follows:

13 “Section 3. Operating Expenses of the Executive Branch. The sum of
 14 \$12,730,128, or so much thereof as may be necessary, is hereby appropriated from the
 15 General Fund of the State of Chuuk for the period ending September 30, 2000, for the
 16 purpose of funding the internal operations of the Executive Branch of the Chuuk State
 17 Government. The Governor shall be the allottee of these funds. These funds shall be
 18 apportioned as follows:

19	<u>DEPARTMENT</u>	<u>CURRENT</u>	<u>LOCAL</u>	<u>REIMB.</u>	<u>TOTAL</u>
20	A. HEALTH SERVICES				
21	1. Personnel	2,000,000	173,200	72,900	2,246,100
22	2. Travel	7,000	10,000	-0-	17,000
23	3. All Others:				
24	i. Contr. Serv.	10,000	-0-	-0-	10,000
25	ii. OCE	100,500	160,000	54,000	314,500
26	iii. Fixed Asst.	-0-	-0-	4,000	4,000
27	Sub Total	2,107,500	343,200	140,900	2,591,600
28	B. EDUCATION				
29	1. Personnel	4,179,043	848,180	-0-	5,027,223

1					
2	2. Travel	-0-	4,000	-0-	4,000
3	3. All Others:				
4	i. Contr. Serv.	2,500	-0-	-0-	2,500
5	ii. Other Current Exp.	16,000	110,000	-0-	126,000
6	iii. Fixed Assets	-0-	-0-	-0-	-0-
7	Sub Total	4,197,543	962,180	-0-	5,159,723
8	C. PUBLIC AFFAIRS				
9	1. Personnel	135,100	19,600	-0-	154,700
10	2. Travel	7,000	-0-	-0-	7,000
11	3. All Others:				
12	i. Contr. Serv.	1,000	-0-	-0-	1,000
13	ii. Other Current Exp.	7,500	-0-	-0-	7,500
14	iii. Fixed Assets	-0-	-0-	-0-	-0-
15	Sub Total	150,600	19,600	-0-	170,200
16	D. COMMERCE AND INDUSTRY				
17	1. Personnel	199,200	-0-	-0-	199,200
18	2. Travel	6,700	4,800	-0-	11,500
19	3. All Others				
20	i. Contr. Serv.	26,000	-0-	-0-	26,000
21	ii. Other Current Exp.	-0-	29,000	-0-	29,000
22	iii. Fixed Assets	-0-	9,000	-0-	9,000
23	Sub Total	231,900	42,800	-0-	274,700
24	E. MARINE RESOURCES				
25	1. Personnel	273,500	4,222	39,400	317,122
26	2. Travel	-0-	1,000	4,000	5,000
27	3. All Others:				
28	i. Contr. Serv.	-0-	-0-	-0-	-0-
29	ii. Other Current Exp.	10,000	16,392	3,500	29,892

1					
2	iii. Fixed Assets	-0-	2,000	-0-	2,000
3	Sub Total	283,500	23,614	46,900	354,014
4	F. AGRICULTURE				
5	1. Personnel	173,200	41,700	25,300	240,200
6	2. Travel	5,800	-0-	-0-	5,800
7	3. All Others:				
8	i. Contr. Serv.	-0-	15,000	-0-	15,000
9	ii. Other Current Exp.	9,000	3,500	500	13,000
10	iii. Fixed Assets	-0-	-0-	5,500	5,500
11	Sub Total	188,000	60,200	31,300	279,500
12	G. TREASURY				
13	1. Personnel	328,200	64,200	-0-	392,400
14	2. Travel	5,050	13,800	-0-	18,850
15	3. All Others:				
16	i. Contr. Serv.	33,000	18,000	-0-	51,000
17	ii. Other Current Exp.	14,000	8,500	-0-	22,500
18	iii. Fixed Assets	-0-	4,000	-0-	4,000
19	Sub Total	380,250	108,500	-0-	488,750
20	H. PUBLIC SAFETY				
21	1. Personnel	546,000	215,335	-0-	761,335
22	2. Travel	-0-	3,000	-0-	3,000
23	3. All Others:				
24	i. Contr. Serv.	138,160	1,840	-0-	140,000
25	ii. Other Current Exp.	23,000	39,800	-0-	62,800
26	iii. Fixed Assets	-0-	5,000	-0-	5,000
27	Sub Total	707,160	264,640	-0-	971,800
28	I. PUBLIC WORKS				
29	1. Personnel	223,600	27,734	57,400	308,734

1					
2	2. Travel	3,000	-0-	-0-	3,000
3	3. All Others:				
4	i. Contr. Serv.	-0-	10,000	5,000	15,000
5	ii. Other Current Exp.	-0-	-0-	7,500	7,500
6	iii. Fixed Assets	-0-	2,000	-0-	2,000
7	Sub Total	226,600	39,734	69,900	336,234
8	J. TRANSPORTATION				
9	1. Personnel	211,900	161,006	209,394	582,300
10	2. Travel	5,000	-0-	5,200	10,200
11	3. All Others:				
12	i. Contr. Serv.	51,050	15,000	35,000	101,050
13	ii. OCE	70,000	45,000	75,000	190,000
14	iii. Fixed Assets	-0-	20,000	1,500	21,500
15	Sub Total	337,950	241,006	326,094	905,050
16	K. PLANNING & STATISTICS				
17	1. Personnel	130,000	-0-	-0-	130,000
18	2. Travel	4,500	-0-	-0-	4,500
19	3. All Others:				
20	i. Contr. Serv.	6,000	-0-	-0-	6,000
21	ii. OCE	10,000	-0-	-0-	10,000
22	iii. Fixed Assets	-0-	-0-	-0-	-0-
23	Sub Total	150,500	-0-	-0-	150,500
24	L. GOVERNOR'S OFFICE				
25	1. Personnel	289,000	-0-	-0-	289,000
26	2. Travel	30,000	75,000	-0-	105,000
27	3. All Others:				
28	i. Contr. Serv.	25,000	20,000	-0-	45,000
29	ii. OCE	-0-	120,000	-0-	120,000

1					
2	iii. Fixed Assets	12,000	15,000	-0-	27,000
3	Sub Total	356,000	230,000	-0-	586,000
4	M. BUDGET OFFICE				
5	1. Personnel	95,800	3,000	-0-	98,800
6	2. Travel	5,000	5,000	-0-	10,000
7	3. All Others:				
8	i. Contr. Serv.	2,000	-0-	-0-	2,000
9	ii. OCE	4,000	4,000	-0-	8,000
10	iii. Fixed Assets	2,000	-0-	-0-	2,000
11	Sub Total	108,800	12,000	-0-	120,800
12	N. PERSONNEL OFFICE				
13	1. Personnel	79,300	1,030	-0-	80,330
14	2. Travel	3,000	-0-	-0-	3,000
15	3. All Others:				
16	i. Contr. Serv.	-0-	20,927	-0-	20,927
17	ii. OCE	2,000	-0-	-0-	2,000
18	iii. Fixed Assets	-0-	-0-	-0-	-0-
19	Sub Total	84,300	21,957	-0-	106,257
20	O. ATTORNEY GENERAL				
21	1. Personnel	133,500	-0-	-0-	133,500
22	2. Travel	10,000	5,000	-0-	15,000
23	3. All Others:				
24	i. Contr. Serv.	-0-	75,000	-0-	75,000
25	ii. OCE	3,500	6,000	-0-	9,500
26	iii. Fixed Assets	2,000	-0-	-0-	2,000
27	Sub Total	149,000	86,000	-0-	235,000
28	Total Executive	9,659,603	2,455,431	615,094	12,730,128"
29					

Section 4. Amendment. Section 4 of Chuuk State Law No. 5-99-08, as amended by CSL No. 5-99-17 and CSL No. 5-99-21, is hereby further amended to read as follows:

“Section 4. Operating Expenses of the Legislative Branch. The sum of \$3,476,369, or so much thereof as may be necessary, is hereby appropriated from the General Fund of the State for the period ending September 30, 2000, for the purpose of funding the operation of the Legislative Branch of the Chuuk State Government. The President and the Speaker shall be the allottees of the funds. The funds shall be apportioned according to the following:

LEGISLATIVE	CURRENT	LOCAL	REIMB.	TOTAL
1. Personnel	1,427,800	24,569	-0-	1,452,369
2. Travel	100,959	378,041	-0-	479,000
3. All Others:				
i. Contr. Serv.	206,000	12,000	-0-	218,000
ii. OCE	482,000	771,000	-0-	1,253,000
iii. Fixed Assets	74,000	-0-	-0-	74,000
Sub Total	2,290,759	1,185,610	-0-	3,476,369”

Section 5. Amendment. Section 5 of Chuuk State Law No. 5-99-08, as amended by CSL No. 5-99-17 and CSL No. 5-99-21, is hereby further amended to read as follows:

“Section 5. Operating Expenses of the Judiciary Branch. The sum of \$597,200, or so much thereof as may be necessary, is hereby appropriated from the General Fund of the State for the period ending September 30, 2000 for the purpose of funding the operation of the Judiciary Branch of the Chuuk State Government. The Chief Justice shall be the allottee of the funds. The funds shall be apportioned according to the following:

JUDICIAL BRANCH	CURRENT	LOCAL	REIMB.	TOTAL
1. Personnel	528,700	-0-	-0-	528,700
2. Travel	-0-	30,000	-0-	30,000
3. All Others:				

1

2	i. Contr. Serv.	9,000	-0-	-0-	9,000
3	ii. OCE	7,500	20,790	-0-	28,290
4	iii. Fixed Assets	2,000	-0-	-0-	2,000
5	Sub Total	547,200	50,790	-0-	597,990"

6 Section 6. Amendment. Section 7 of Chuuk State Law No. 5-99-08, as amended
 7 by CSL No. 5-99-17 and CSL No. 5-99-21, is hereby further amended to read as follows:

8 "Section 7. Operating Expenses of the Authorities, Boards and Commissions.

9 The sum of \$1,078,024, or so much thereof as may be necessary, is hereby appropriated
 10 from the General Fund of the State for the period ending September 30, 2000, for the
 11 purpose of funding the operational expenses of the boards, commissions and authorities of
 12 the Chuuk State Government. The Governor shall be the allottee of the funds. The funds
 13 shall be apportioned according to the following:

14	ACTIVITIES	CURRENT	LOCAL	REIMB.	TOTAL
15	A. LAND COMMISSION				
16	1. Personnel	-0-	112,000	-0-	112,000
17	2. Travel	-0-	1,000	-0-	1,000
18	3. All Others:				
19	i. Contr. Serv.	-0-	-0-	-0-	-0-
20	ii. OCE	-0-	3,500	-0-	3,500
21	iii. Fixed Assets	-0-	15,000	-0-	15,000
22	Sub Total	-0-	131,500	-0-	131,500
23	B. ELECTION COMMISSION				
24	1. Personnel	-0-	61,893	-0-	61,893
25	2. Travel	-0-	4,000	-0-	4,000
26	3. All Others:				
27	i. Contr. Serv.	-0-	1,500	-0-	1,500
28	ii. OCE	-0-	1,500	-0-	1,500
29	iii. Fixed Assets	-0-	1,000	-0-	1,000

1	Sub Total	-0-	69,893	-0-	69,893
2	C. RECREATION	-0-	188,631	-0-	188,631
3	D. SCHOLARSHIP BOARD	-0-	176,000	-0-	176,000
4	E. HOUSING AUTHORITY	-0-	80,100	-0-	80,100
5	F. CEPA	-0-	79,200	-0-	79,200
6	G. INVESTMENT BOARD	-0-	25,000	-0-	25,000
7	H. BOARD OF EDUCATION	-0-	10,000	-0-	10,000
8	I. CHUUK COCO. AUTH.	-0-	67,700	-0-	67,700
9	J. VISITORS BUREAU	-0-	130,000	-0-	130,000
10	K. GOV'T FACILITIES				
11	REPAIR	-0-	90,000	-0-	90,000
12	TOTAL	-0-	1,048,024	-0-	1,048,024"

13 Section 7. Amendment. Section 8 of Chuuk State Law No. 5-99-08, as amended
 14 by CSL No. 5-99-17, is hereby further amended to read as follows:

15 "Section 8. Operating Expenses of Other Programs. The sum of \$7,282,147, or
 16 so much thereof as may be necessary, is hereby appropriated from the General Fund of the
 17 State for the period ending September 30, 2000, for the purpose of funding the
 18 operational expenses of Other State Programs. The Governor shall be the allottee of the
 19 funds. The funds shall be apportioned according to the following:

20	ACTIVITIES	CURRENT	LOCAL	REIMB.	TOTAL
21	A. Mun. Operation	1,079,078	726,000	-0-	1,805,078
22	B. Non Pub. School	-0-	42,500	-0-	42,500
23	C. Rural Development	-0-	41,000	-0-	41,000
24	D. Fire Disaster	-0-	10,000	-0-	10,000
25	E. Leadership Conference	-0-	30,000	-0-	30,000
26	F. M/N.W.S.S.Center	-0-	20,000	-0-	20,000
27	G. Micro. Leg. Services	-0-	40,000	-0-	40,000


1	H. Peace Corps Office	-0-	10,000	-0-	10,000
2	I. Deficit Reduction	-0-	1,304,069	-0-	1,304,069
3	a) 400,000		COLA		
4	b) 300,000		Court Judgment		
5	c) 100,000		Other Claims		
6	d) 200,000		Land Lease		
7	e) 29,569		SIP (Salary Outstanding Obligation)		
8	f) 231,379		Local Vendors (See Attached List)		
9	g) 37,500		Payment for Holiday & Overtime Work		
10			1. \$5,000 - Dept. of Treasury (Div. of Tax		
11			and Revenue)		
12	h) 5,621		Government Employees Salary		
13			Adjustment		
14			1. \$3,000 - Dept. of Treasury (Div. of Tax		
15			& Revenue)		
16			2. \$2,621 - Election Office		
17	COLA payments must only be made to those government employees who were				
18	actually hired before or during fiscal year 1985 until August 03, 1987.				
19	J. Loan Recovery	-0-	500,000	-0-	500,000
20	K. Women Affairs	-0-	5,000	5,000	10,000
21	L. Youth Affairs	-0-	15,000	-0-	15,000
22	M. JCN	-0-	-0-	-0-	-0-
23	N. S/N & Faichuk Dispensary	-0-	20,000	-0-	20,000
24	O. Weno Road Repair	-0-	-0-	-0-	-0-
25	P. Health Care Plan	-0-	91,000	-0-	91,000
26	Q. Early Retirement Program	-0-	1,188,494	200,006	1,388,500

27

28

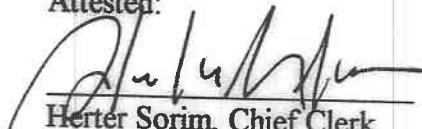
1					
2	R. Health Infrastructure	-0-	400,000	-0-	400,000
3	S. Education Infrast.	-0-	600,000	-0-	600,000
4	T. COM Land Grant	-0-	75,000	-0-	75,000
5	U. Con Con (Polle/Romanum				
6	and Polowat)	-0-	30,000	-0-	30,000
7	V. Nien Feioch Dry Docking	-0-	850,000	-0-	850,000
8	and initial operation				
9	TOTAL	1,079,078	5,998,063	205,006	7,282,147
10					
11	GRAND TOTAL	13,576,640	10,737,918	868,800	25,183,358"


12 Section 8. Effective Date. This act shall take effect upon approval by the
 13 Governor, or upon its becoming law without such approval.

Signed by: 
 Bonciano Easy Nethon, Speaker
 House of Representatives
 Chuuk State Legislature

Date: April 27, 2000


Attested:



 Herter Sorim, Chief Clerk
 House of Representatives
 Chuuk State Legislature

Signed by: 
 Detor Santos, President
 Senate
 Chuuk State Legislature

Date: 4/27/00

Attested:


 Songkinja Bossy, Chief Clerk
 Senate
 Chuuk State Legislature

Approved by: 
 Ansito Walter, Governor
 Chuuk State Government

Date: 4/28/2000

History : H.B.No: 5-52; H.D.1; SD1; CD1
 : H.C.R.NO: None
 : S.C.R.NO: 5-2R-02
 : J.C.R.NO: 5-2R-01

EW NAMOPWUNG

A sopweno ne ekkesiwini tetten 1,2,3,4,5 me 7 me non Annukun Chuuk No. 5-99-08, ewe Annukun Budgetin Chuuk State non FY 2000, fan asengesin sopusopun monien ammwokutun ewe Executive Branch, Legislative Branch, Judicial Branch me ekkoch programs, me pwan ren ekkoch popun.

EPWE PWUNG MEREN EWE ANEEPWUNGUN CHUUK:

1 Tetten 1. Ekkesiwin. Tetten 1 me non Annukun Chuuk No. 5-99-08, non a
2 ekkesiwin meren Annukun Chuuk No. 5-99-17 me Annukun Chuuk No. 5-99-21 iei a
3 sopusopono an ekkesiwin an epwe iei usun ititin:

4 "Tetten 1. Pwachetin Ei State. Iei a pwunguno Pwachetin ei State, usun mi affat
5 fan pochokkunen ewe Aneepwung fiti pwungun sopun VIII, tetten 4 me non ewe
6 Chunapen Annukun Mwun Chuuk.

7 (a) Aukukun Anapanapen Moni Tonong. Chuuk State a epinukunuku
8 ekkei tettenin moni tonong epwe wor non ewe fiscal year epwe muchuno September 30,
9 2000:

10	(1) Current Account Sec. 211(a)	\$ 13,576,640
11	(2) CAT (Infl. Adjust) Sec. 212(b)	\$ 132,500
12	(3) Energy Sec. 214(c)	\$ 1,453,194
13	(4) SBG Sec. 221(b):	\$ 2,730,000
14	(5) H&M Sec. 216(a) (2):	\$ 461,087
15	(6) Local Revenues:	\$ 10,000,163
16	(7) Reimbursement	\$ 900,000
17	(8) Restricted 20% Revenue Sharing	\$ 1,000,000
18	(9) Capital Account Sec. 211:	\$ 9,400,320
19	Total Anticipated Revenue:	\$39,653,904

20 (b) Awewen Foos. Non ei annuk, ei muutan foos "ammwokutun angangan ewe
21 Mwun Chuuk" wewen "ennetin ammwokutun ewe Executive, Legislative me
22 Judicial Branches non ewe Mwun Chuuk, State Boards, Commissions,
23 Authorities, ekkoch programs, me Special Block Grant Programs.

1 (c) Anapanapen Nounoun Moni. Mwun Chuuk a anapanapa an epwe nounano
2 ukukun \$29,183, 863 non ewe fiscal year epwe muchuno September 30, 2000, fan
3 iten monien ammwokutun angangen ewe Mwun Chuuk..”

4 Tetten 2. Ekkesiwin. Tetten 2 me non Annukun Chuuk No. 5-99-08, non an a
5 piin ekkesiwin meren Annukun Chuuk No. 5-99-17 me Annukun Chuuk No. 5-99-21, iei a
6 sotosopono an ekkesiwin an epwe iei usun ititin:

7 “Tetten 2. Mumutaan Ukukun Kaworen Moni. Ewe Aneepwung a mumuta an
8 epwe awora ukukun \$39, 653, 904 an epwe awora monien ammwokutun angangen
9 Capital Improvement Programs non Chuuk, non ewe fiscal year epwe muchuno September
10 30, 2000; nge, ewe ukukun moni mei mumuta epwe chok tongeni ekkesiwin me non
11 annuk mi for mwirin, ika pwe mi annetata meren nonnomun mwokutukutun moni non
12 Chuuk.”

13 Tetten 3. Ekkesiwin. Tetten 3 me non Annukun Chuuk No. 5-99-08, non an a
14 piin ekkesiwin meren Annukun Chuuk No. 5-99-17 me Annukun Chuuk No. 5-99-21, iei a
15 sotosopono an ekkesiwin an epwe iei usun ititin:

16 “Tetten 3. Kaworen Monien ewe Executive Branch. Iei a kawor ukukun
17 \$12,730,128, ika fite ukukun mi namot an epwe naaf, seni ewe Monienapen Mwun Chuuk
18 ren ewe aukukun fansoun nounoun moni epwe muchuno September 30,2000, ren fan
19 asengesin an epwe awora monien ewe Executive Branch non Mwun Chuuk. Ewe Kepina
20 epwe wisen allottee won ekkei moni. Ekkei moni epwe annou non ekkei tettenin:

21 <u>DEPARTMENT</u>	<u>CURRENT</u>	<u>LOCAL</u>	<u>REIMB.</u>	<u>TOTAL</u>
22 A. HEALTH SERVICES				
23 1. Personnel	2,000,000	173,200	72,900	2,246,100
24 2. Travel	7,000	10,000	-0-	17,000
25 3. All Others:				
26 i. Contr. Serv.	10,000	-0-	-0-	10,000
27 ii. OCE	100,500	160,000	54,000	314,500
28 iii. Fixed Asst.	-0-	-0-	4,000	4,000

1					
2	Sub Total	2,107,500	343,200	140,900	2,591,600
3	B. EDUCATION				
4	1. Personnel	4,179,043	848,180	-0-	5,027,223
5	2. Travel	-0-	4,000	-0-	4,000
6	3. All Others:				
7	i. Contr. Serv.	2,500	-0-	-0-	2,500
8	ii. Other Current Exp.	16,000	110,000	-0-	126,000
9	iii. Fixed Assets	-0-	-0-	-0-	-0-
10	Sub Total	4,197,543	962,180	-0-	5,159,723
11	C. PUBLIC AFFAIRS				
12	1. Personnel	135,100	19,600	-0-	154,700
13	2. Travel	7,000	-0-	-0-	7,000
14	3. All Others:				
15	i. Contr. Serv.	1,000	-0-	-0-	1,000
16	ii. Other Current Exp.	7,500	-0-	-0-	7,500
17	iii. Fixed Assets	-0-	-0-	-0-	-0-
18	Sub Total	150,600	19,600	-0-	170,200
19	D. COMMERCE AND INDUSTRY				
20	1. Personnel	199,200	-0-	-0-	199,200
21	2. Travel	6,700	4,800	-0-	11,500
22	3. All Others:				
23	i. Contr. Serv.	26,000	-0-	-0-	26,000
24	ii. Other Current Exp.	-0-	29,000	-0-	29,000
25	iii. Fixed Assets	-0-	9,000	-0-	9,000
26	Sub Total	231,900	42,800	-0-	274,700
27	E. MARINE RESOURCES				
28	1. Personnel	273,500	4,222	39,400	317,122
29	2. Travel	-0-	1,000	4,000	5,000

1	3. All Others:				
2	i. Contr. Serv.	-0-	-0-	-0-	-0-
3	ii. Other Current Exp.	10,000	16,392	3,500	29,892
4	iii. Fixed Assets	-0-	2,000	-0-	2,000
5	Sub Total	283,500	23,614	46,900	354,014
6	F. AGRICULTURE				
7	1. Personnel	173,200	41,700	25,300	240,200
8	2. Travel	5,800	-0-	-0-	5,800
9	3. All Others:				
10	i. Contr. Serv.	-0-	15,000	-0-	15,000
11	ii. Other Current Exp.	9,000	3,500	500	13,000
12	iii. Fixed Assets	-0-	-0-	5,500	5,500
13	Sub Total	188,000	60,200	31,300	279,500
14	G. TREASURY				
15	1. Personnel	328,200	64,200	-0-	392,400
16	2. Travel	5,050	13,800	-0-	18,850
17	3. All Others:				
18	i. Contr. Serv.	33,000	18,000	-0-	51,000
19	ii. Other Current Exp.	14,000	8,500	-0-	22,500
20	iii. Fixed Assets	-0-	4,000	-0-	4,000
21	Sub Total	380,250	108,500	-0-	488,750
22	H. PUBLIC SAFETY				
23	1. Personnel	546,000	215,335	-0-	761,335
24	2. Travel	-0-	3,000	-0-	3,000
25	3. All Others:				
26	i. Contr. Serv.	138,160	1,840	-0-	140,000
27	ii. Other Current Exp.	23,000	39,800	-0-	62,800
28	iii. Fixed Assets	-0-	5,000	-0-	5,000
29					

1	Sub Total	707,160	264,640	-0-	971,800
2	I. PUBLIC WORKS				
3	1. Personnel	223,600	27,734	57,400	308,734
4	2. Travel	3,000	-0-	-0-	3,000
5	3. All Others:				
6	i. Contr. Serv.	-0-	10,000	5,000	15,000
7	ii. Other Current Exp.	-0-	-0-	7,500	7,500
8	iii. Fixed Assets	-0-	2,000	-0-	2,000
9	Sub Total	226,600	39,734	69,900	336,234
10	J. TRANSPORTATION				
11	1. Personnel	211,900	161,006	209,394	582,300
12	2. Travel	5,000	-0-	5,200	10,200
13	3. All Others:				
14	i. Contr. Serv.	51,050	15,000	35,000	101,050
15	ii. OCE	70,000	45,000	75,000	190,000
16	iii. Fixed Assets	-0-	20,000	1,500	21,500
17	Sub Total	337,950	241,006	326,094	905,050
18	K. PLANNING & STATISTICS				
19	1. Personnel	130,000	-0-	-0-	130,000
20	2. Travel	4,500	-0-	-0-	4,500
21	3. All Others:				
22	i. Contr. Serv.	6,000	-0-	-0-	6,000
23	ii. OCE	10,000	-0-	-0-	10,000
24	iii. Fixed Assets	-0-	-0-	-0-	-0-
25	Sub Total	150,500	-0-	-0-	150,500
26	L. GOVERNOR'S OFFICE				
27	1. Personnel	289,000	-0-	-0-	289,000
28	2. Travel	30,000	75,000	-0-	105,000
29	3. All Others:				

1					
2	i. Contr. Serv.	25,000	20,000	-0-	45,000
3	ii. OCE	-0-	120,000	-0-	120,000
4	iii. Fixed Assets	12,000	15,000	-0-	27,000
5	Sub Total	356,000	230,000	-0-	586,000
6	M. BUDGET OFFICE				
7	1. Personnel	95,800	3,000	-0-	98,800
8	2. Travel	5,000	5,000	-0-	10,000
9	3. All Others:				
10	i. Contr. Serv.	2,000	-0-	-0-	2,000
11	ii. OCE	4,000	4,000	-0-	8,000
12	iii. Fixed Assets	2,000	-0-	-0-	2,000
13	Sub Total	103,800	12,000	-0-	120,800
14	N. PERSONNEL OFFICE				
15	1. Personnel	79,300	1,030	-0-	80,330
16	2. Travel	3,000	-0-	-0-	3,000
17	3. All Others:				
18	i. Contr. Serv.	-0-	20,927	-0-	20,927
19	ii. OCE	2,000	-0-	-0-	2,000
20	iii. Fixed Assets	-0-	-0-	-0-	-0-
21	Sub Total	84,300	21,957	-0-	106,257
22	O. ATTORNEY GENERAL				
23	1. Personnel	133,500	-0-	-0-	133,500
24	2. Travel	10,000	5,000	-0-	15,000
25	3. All Others:				
26	i. Contr. Serv.	-0-	75,000	-0-	75,000
27	ii. OCE	3,500	6,000	-0-	9,500
28	iii. Fixed Assets	2,000	-0-	-0-	2,000
29					

1	Sub Total	149,000	86,000	-0-	235,000
2	Total Executive	9,659,603	2,455,431	615,094	12,730,128"

3 Tetten 4. Ekkésiwin. Tetten 4 me non Annukun Chuuk No. 5-99-08, non an a
4 piin ekkésiwin meren Annukun Chuuk No. 5-99-17 me Annukun Chuuk No. 5-99-21, iei a
5 sopusopono an ekkésiwin an epwe iei usun ititin:

6 "Tetten 4. Kaworen Monien ewe Legislative Branch. Iei a kawor ukukun
7 \$3,476,369, ika fite ukukun mi namot ren an epwe naaf, seni ewe Monienapen ewe Mwun
8 Chuuk ren ewe fansoun epwe muchuno September 30, 2000, fan asengesin an epwe awora
9 monien ammwokutun ewe Legislaive Branch non ewe Mwun Chuuk. Ewe President me
10 ewe Speaker repwe allottees won ekkei moni. Ekkei moni epwe annou non ekkei tettenin:

11	LEGISLATIVE	CURRENT	LOCAL	REIMB.	TOTAL
12	1. Personnel	1,427,800	24,569	-0-	1,452,369
13	2. Travel	100,959	378,041	-0-	479,000
14	3. All Others:				
15	i. Contr. Serv.	206,000	12,000	-0-	218,000
16	ii. OCE	482,000	771,000	-0-	1,253,000
17	iii. Fixed Assets	74,000	-0-	-0-	74,000
18	Sub Total	2,290,759	1,185,610	-0-	3,476,369"

19 Tetten 5. Ekkésiwin. Tetten 5 me non Annukun Chuuk No. 5-99-08, non an a
20 piin ekkésiwin meren Annukun Chuuk No. 5-99-17 me Annukun Chuuk No. 5-99-21, iei a
21 sopusopono an ekkésiwin an epwe iei usun ititin:

22 "Tetten 5. Kaworen Monien ewe Judiciary Branch. Iei a kawor ukukun
23 \$597,200, ika fite ukukun mi namot ren an epwe naaf, seni ewe Monienapen ewe Mwun
24 Chuuk ren ewe aukukun fansoun epwe muchuno September 30, 2000, ren fan asengesin
25 an epwe awora monien ammwokutun ewe Judiciary Branch non ewe Mwun Chuuk. Ewe
26 Chief Justice epwe wisen allottee won ekkei moni. Ekkei moni epwe nounouno non ei
27 ititin:

1	JUDICIAL	CURRENT	LOCAL	REIMB.	TOTAL
2	BRANCH				
3	1. Personnel	528,700	-0-	-0-	528,700
4	2. Travel	-0-	30,000	-0-	30,000
5	3. All Others:				
6	i. Contr. Serv.	9,000	-0-	-0-	9,000
7	ii. OCE	7,500	20,790	-0-	28,290
8	iii. Fixed Assets	2,000	-0-	-0-	2,000
9	Sub Total	547,200	50,790	-0-	597,990"

10 Tetten 6. Ekkesiwin. Tetten 7 me non Annukun Chuuk No. 5-99-08, non an a
 11 piin ekkesiwin meren Annukun Chuuk No. 5-99-17 me Annukun Chuuk No. 5-99-21, iei a
 12 sopusopono an ekkesiwin an epwe iei usun ititin:

13 "Tetten 7. Kaworen Monien Ammwokutun Ekkewe Authorities, Boards me
 14 Commissions. Iei a kawor ukukun \$1,078,024, ika fite ukukun mi namot ren an epwe
 15 naaf, seni ewe Monienapen ewe Mwun Chuuk ren ewe aukukun fansoun epwe muchuno
 16 September 30, 2000, fan asengesin monien ammwokutun ekkewe boards, commissions me
 17 authorities an ewe Mwun Chuuk. Ewe Kepina epwe wisen allottee won ekkei moni.
 18 Ekkei moni epwe annou non ekkei ititin:

19	ACTIVITIES	CURRENT	LOCAL	REIMB.	TOTAL
20	A. LAND COMMISSION				
21	1. Personnel	-0-	112,000	-0-	112,000
22	2. Travel	-0-	1,000	-0-	1,000
23	3. All Others:				
24	i. Contr. Serv.	-0-	-0-	-0-	-0-
25	ii. OCE	-0-	3,500	-0-	3,500
26	iii. Fixed Assets	-0-	15,000	-0-	15,000
27	Sub Total	-0-	131,500	-0-	131,500
28	B. ELECTION COMMISSION				
29	1. Personnel	-0-	61,893	-0-	61,893

1					
2	2. Travel	-0-	4,000	-0-	4,000
3	3. All Others:				
4	i. Contr. Serv.	-0-	1,500	-0-	1,500
5	ii. OCE	-0-	1,500	-0-	1,500
6	iii. Fixed Assets	-0-	1,000	-0-	1,000
7	Sub Total	-0-	69,893	-0-	69,893
8	C. RECREATION	-0-	188,631	-0-	188,631
9	D. SCHOLARSHIP BOARD	-0-	176,000	-0-	176,000
10	E. HOUSING AUTHORITY	-0-	80,100	-0-	80,100
11	F. CEPA	-0-	79,200	-0-	79,200
12	G. INVESTMENT BOARD	-0-	25,000	-0-	25,000
13	H. BOARD OF EDUCATION	-0-	10,000	-0-	10,000
14	I. CHUUK COCO. AUTH.	-0-	67,700	-0-	67,700
15	J. VISITORS BUREAU	-0-	130,000	-0-	130,000
16	K. GOV'T FACILITIES				
17	REPAIR	-0-	90,000	-0-	90,000
18	TOTAL	-0-	1,048,024	-0-	1,048,024"

19 Tetten 7. Ekkesiwin. Tetten 8 me non Annukun Chuuk No. 5-99-03, non an a
 20 piin ekkesiwin meren Annukun Chuuk No. 5-99-17, iei a sopesopono an ekkesiwin an
 21 epwe iei usun ititin:

22 "Tetten 8. Kaworen Monien Ammwokutun Ekkoch Programs. Iei a kawor
 23 ukukun \$7,282,147, ika fite ukukun mi namot ren an epwe tongeni naaf, seni ewe
 24 Monienapen ewe Mwun Chuuk ren ewe aukukun fansoun epwe muchuno September 30,
 25 2000, fan asengesin kaworen monien ammwokutun Ekkoch State Programs. Ewe Kepina
 26 epwe wisen allottee won ekkei moni. Ekkei moni epwe annou non ekkei ititin:

27
 28
 29


ACTIVITIES	CURRENT	LOCAL	REIMB.	TOTAL
A. Mun. Operation	1,079,078	726,000	-0-	1,805,078
B. Non Pub. School	-0-	42,500	-0-	42,500
C. Rural Development	-0-	41,000	-0-	41,000
D. Fire Disaster	-0-	10,000	-0-	10,000
E. Leadership Conference	-0-	30,000	-0-	30,000
F. M/N.W.S.S.Center	-0-	20,000	-0-	20,000
G. Micro. Leg. Services	-0-	40,000	-0-	40,000
H. Peace Corps Office	-0-	10,000	-0-	10,000
I. Deficit Reduction	-0-	1,304,069	-0-	1,304,069
a) 400,000		COLA		
b) 300,000		Court Judgment		
c) 100,000		Other Claims		
d) 200,000		Land Lease		
e) 29,569		SIP (Salary Outstanding Obligation)		
f) 231,379		Local Vendors (See Attached List)		
g) 37,500		Payment for Holiday & Overtime Work		
		1. \$5,000 - Dept. of Treasury (Div. of Tax and Revenue)		
h) 5,621		Government Employees Salary Adjustment		
		1. \$3,000 - Dept. of Treasury (Div. of Tax & Revenue)		
		2. \$2,621 - Election Office		

Monien COLA epwe chok kamou ngeni ekkewe chon angangen mwun ir ra poputa
 angang mwan ika nupwen fansoun fiscal year 1985 tori August 3, 1987.

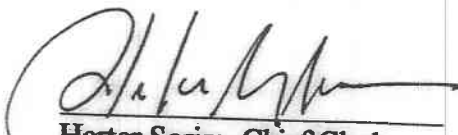
1					
2	J. Loan Recovery	-0-	500,000	-0-	500,000
3	K. Women Affairs	-0-	5,000	5,000	10,000
4	L. Youth Affairs	-0-	15,000	-0-	15,000
5	M. JCN	-0-	-0-	-0-	-0-
6	N. S/N & Faichuk Dispensary	-0-	20,000	-0-	20,000
7	O. Weno Road Repair	-0-	-0-	-0-	-0-
8	P. Health Care Plan	-0-	91,000	-0-	91,000
9	Q. Early Retirement Program	-0-	1,188,494	200,006	1,388,500
10	R. Health Infrastructure	-0-	400,000	-0-	400,000
11	S. Education Infrast.	-0-	600,000	-0-	600,000
12	T. COM Land Grant	-0-	75,000	-0-	75,000
13	U. Con Con (Polle/Romanum				
14	and Polowat)	-0-	30,000	-0-	30,000
15	V. Nien Feioch Dry Docking	-0-	850,000	-0-	850,000
16	and initial operation				
17	TOTAL	1,079,078	5,998,063	205,006	7,282,147
18					
19	GRAND TOTAL	13,576,640	10,737,918	868,800	25,183,358"

20 Tetten 8. Poputan Pochokunan. Ei namopwung epwe poputa pochokunan
 21 fansoun an a kapwunguno meren ewe Kepina, ika fansoun an pwisin winiti annuk won
 22 winikapan.

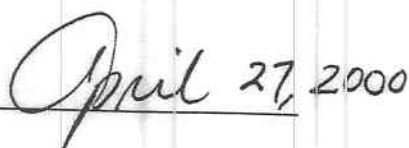
Sain seni:


 Bonsiano Eazy Nethon, Speaker
 Utten Representatives
 Aneepwungun Chuuk


Annetata:


 Herter Sorim, Chief Clerk
 Utten Representatives
 Aneepwungun Chuuk


Pwinin maram:


 April 27, 2000

Annetata:


Songkinita Bossy, Chief Clerk
Senate
Aneepwungun Chuuk

Sain seni:


Detor Santos, President
Senate
Aneepwungun Chuuk

Pwinin maram:

4/27/00

Kapunguno seni:


Ansito Walter, Kepina
Chuuk State Government

Pwinin maram:

4/28/2000

Uruo

: H.B.No: 5-52; H.D.1; SD1; CD1
: H.C.R.No: None
: S. C.R.No: 5-2R-02
: J.C.R. No: 5-2R-01